


ACTIVITY SHEETS

THE FUN DOESN'T STOP AT THE END OF YOUR LONG HAUL EVENT! THESE ACTIVITY SHEETS CAN BE REPRODUCED AND DISTRIBUTED FOR KIDS TO HAVE FUN WITH RIGHT AWAY OR TO TAKE HOME AND ENJOY LATER.



WHAT'S YOUR STORY?

Use the space below and on the following page to write a funny story about a holiday or journey and do some drawing in the style of the *Diary of a Wimpy Kid* cartoons.



Visit www.holidaycottages.co.uk to plan your perfect UK family road trip



Get ready for Wimpy Kid book 9 with this fun-filled event pack!
Find more fun and games at www.wimpykidclub.co.uk

DIARY OF A WIMPY KID®, WIMPY KID™, and the Greg Heffley design™ are trademarks of Wimpy Kid, Inc. All rights reserved.



Visit **www.holidaycottages.co.uk** to plan your perfect UK family road trip



Get ready for Wimpy Kid book 9 with this fun-filled event pack!
Find more fun and games at www.wimpykidclub.co.uk

DIARY OF A WIMPY KID®, WIMPY KID™, and the Greg Heffley design™ are trademarks of Wimpy Kid, Inc. All rights reserved.


Diary of a Wimpy Kid CROSSWORD

DOWN

1. Your top-secret book is called a (5)
3. Footwear most commonly worn on the beach (4-5)
5. A delicious cold treat served in a cone (3,5)
7. Worn on your head to protect you from the sun (3)
8. The title of the ninth Diary of a Wimpy Kid book (3,4,4)
14. The one thing you must never forget when boarding a plane! (8)
15. You might send one of these home to your grandma to tell her about your holiday (8)
16. Use this to make sure you don't burn! (3,5)

ACROSS

2. Greg's spoilt-rotten toddler brother (5)
3. Greg's strange neighbour with freckles and glasses (7)
4. Whether it's trunks, a bikini or speedos, don't forget your ____ (8)
6. Your luggage is carried in a ____ (8)
9. You use a ____ and spade to make sandcastles (6)
10. Greg's best friend's name (6)
11. The name of Rodrick's band (careful of the spelling!) (5,5)
12. It's nice to take a dip in this to cool down on a holiday (8,4)
13. What you use to take your holiday snaps (6)
17. Worn over the eyes when the sun is really bright (10)
18. The surname of the author who writes the Diary of a Wimpy Kid series (6)
19. If you are visiting an island you might need to travel by ____ (4)



SQUARES



A fun paper-and-pencil game useful for rainy days, travelling or just for spare moments when you want to play a good puzzle game.





HOW TO PLAY:

1. This is a two-player game. Each player will need a pencil.
2. The aim of the game is to make as many squares as you can, while trying to stop the other player from making their own squares.
3. Using the grids below (you can start with 'easy' and work your way up to 'hard') player one makes a line joining two dots. Then player two makes a line joining two dots, and so on.
4. For a while it is easy, but soon there aren't as many dots spare, and you need to plan carefully to stop the other player from forming squares.
5. If you complete a square you can take another turn straight away. You might be able to make even more squares this way.
6. If you can't make any more squares add another line somewhere else and it's the next player's turn.
7. Add your initials into every square you complete so it's easy to count the score at the end. The player who has the most squares at the end of the game is the winner!



Easy



Medium



Hard



DESIGN YOUR OWN COVER

DIARY
of a



Visit www.holidaycottages.co.uk to plan
your perfect UK family road trip

Get ready for Wimpy Kid book 9 with this fun-filled event pack!
Find more fun and games at www.wimpykidclub.co.uk

DIARY OF A WIMPY KID®, WIMPY KID™, and the Greg Heffley design™ are trademarks of Wimpy Kid, Inc. All rights reserved.



THE LONG HAUL

WORD SEARCH

BEACH
HOLIDAY
PASSPORT
SUMMER

CAR
ICE CREAM
ROWLEY
TRAVEL

FREGLEY
PACKING
SUITCASE
GREG

Y	A	P	Y	V	F	Z	J	P	T	S	Z	W	C	T
A	U	A	Y	E	K	R	D	Z	U	G	E	R	G	U
D	V	S	J	Y	L	C	A	I	R	O	W	L	E	Y
I	Q	S	Y	J	O	G	T	C	J	P	D	H	G	Y
L	L	P	Q	X	L	C	E	A	B	H	L	V	Q	Y
O	Q	O	U	H	A	S	L	R	S	X	W	B	G	Q
H	X	R	Q	S	U	J	U	Y	F	A	H	I	E	H
R	P	T	E	C	P	Y	N	M	G	M	B	Z	H	T
M	A	E	R	C	E	C	I	N	M	Z	H	T	O	M
G	K	W	C	D	U	R	I	X	F	E	E	R	B	M
N	Q	Q	Y	B	A	K	Q	J	Y	K	R	A	L	G
Q	X	S	E	N	C	U	O	O	V	O	Q	V	K	A
Z	M	A	T	A	S	F	G	I	Q	R	G	E	N	S
O	C	J	P	B	Y	S	S	U	T	N	R	L	W	G
H	B	F	E	M	P	B	N	A	O	X	J	T	S	O



 holidaycottages.co.uk

Visit www.holidaycottages.co.uk to plan your perfect UK family road trip



Get ready for Wimpy Kid book 9 with this fun-filled event pack!
Find more fun and games at www.wimpykidclub.co.uk

DIARY OF A WIMPY KID®, WIMPY KID™, and the Greg Heffley design™ are trademarks of Wimpy Kid, Inc. All rights reserved.

THE LONG HAUL

WORD SEARCH ANSWERS



Y	A	P	Y	V	F	Z	J	P	T	S	Z	W	C	T
A	U	A	Y	E	K	R	D	Z	U	G	E	R	G	U
D	V	S	J	Y	L	C	A	I	R	O	W	L	E	Y
I	Q	S	Y	J	O	G	T	C	J	P	D	H	G	Y
L	L	P	Q	X	L	C	E	A	B	H	L	V	Q	Y
O	Q	O	U	H	A	S	L	R	S	X	W	B	G	Q
H	X	R	Q	S	U	J	U	Y	F	A	H	I	E	H
R	P	T	E	C	P	Y	N	M	G	M	B	Z	H	T
M	A	E	R	C	E	C	I	N	M	Z	H	T	O	M
G	K	W	C	D	U	R	I	X	F	E	E	R	B	M
N	Q	Q	Y	B	A	K	Q	J	Y	K	R	A	L	G
Q	X	S	E	N	C	U	O	O	V	O	Q	V	K	A
Z	M	A	T	A	S	F	G	I	Q	R	G	E	N	S
O	C	J	P	B	Y	S	S	U	T	N	R	L	W	G
H	B	F	E	M	P	B	N	A	O	X	J	T	S	O











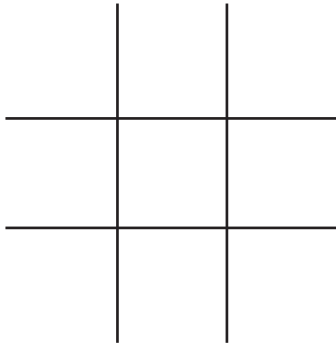
NOUGHTS AND CROSSES

Perfect for those long car journeys or to keep annoying little brothers and sisters distracted!



HOW TO PLAY:

1. This is a two-player game. Use the grids below to play. You can flip a coin to see who goes first if you like.
2. One player draws noughts (O) and the other player draws crosses (X).
3. Players take it in turns to draw their shape in the squares.
4. The person who gets three of their shape in a row, either horizontally, vertically or diagonally, wins!



ROADSIDE BINGO



SETTING UP:

This Roadside Bingo game is easy and can be played in a group of any size – whether you're in a car or on a coach! You may like to hand these sheets out to children to take home after your Long Haul event.


HOW TO PLAY:

1. Photocopy enough bingo sheets so that each player has one. There are six different sheet options.
2. Look out for road signs and when you see one that is also on your card, cross it off!
3. The first person to cross off a row, either across or diagonally, can shout 'BINGO' to win round one.
4. Carry on crossing off the signs until they are all gone. The first person to spot all their signs and shout 'BINGO' wins the game!

BINGO CARD #1



ROADSIDE BINGO



BINGO CARD #2




ROADSIDE BINGO



BINGO CARD #3



ROADSIDE BINGO



BINGO CARD #4



ROADSIDE BINGO



BINGO CARD #5




Visit www.holidaycottages.co.uk to plan your perfect UK family road trip



Get ready for Wimpy Kid book 9 with this fun-filled event pack!
Find more fun and games at www.wimpykidclub.co.uk

DIARY OF A WIMPY KID®, WIMPY KID™, and the Greg Heffley design™ are trademarks of Wimpy Kid, Inc. All rights reserved.


ROADSIDE BINGO



BINGO CARD #6

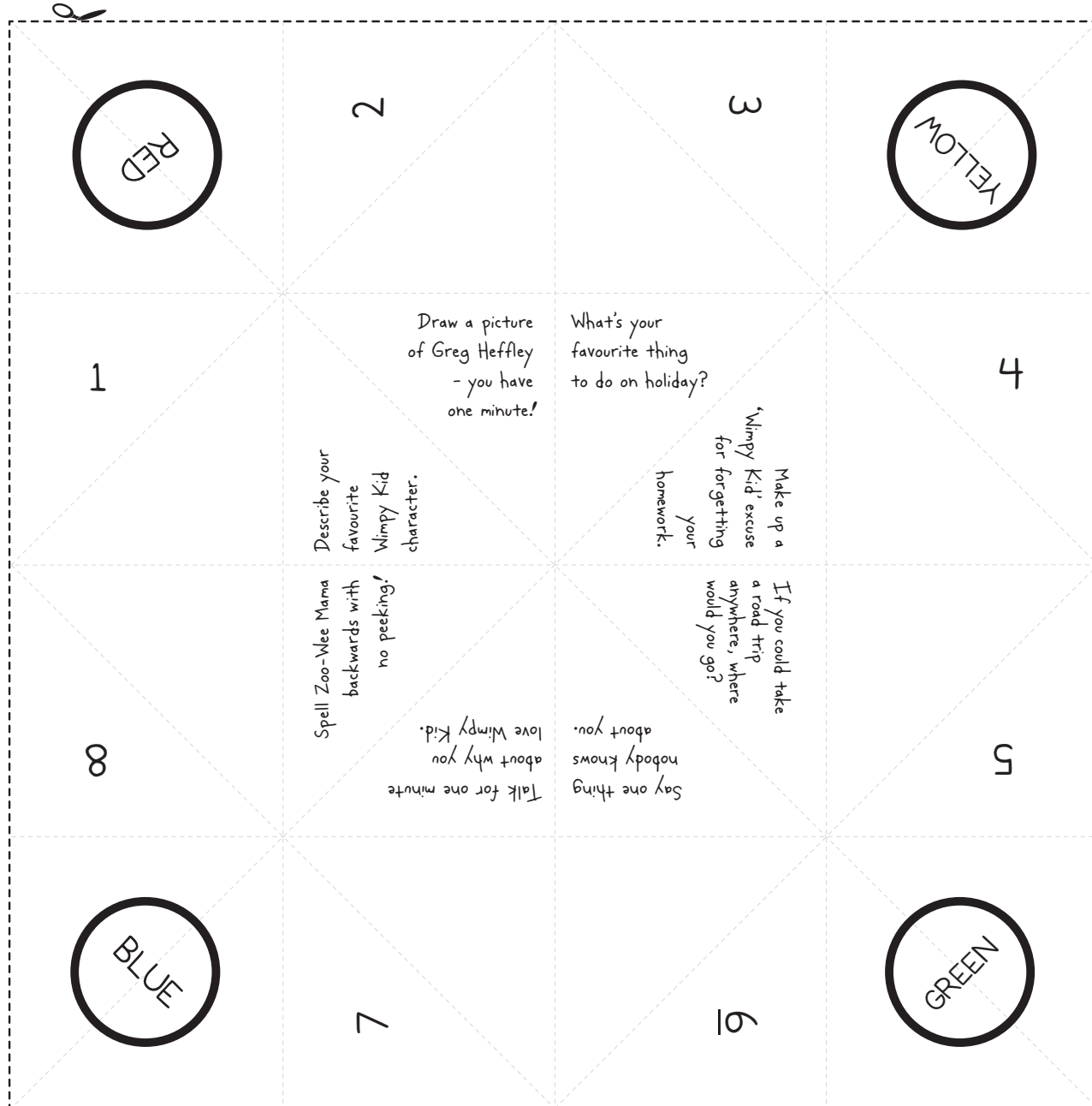


FOLDING CHALLENGE GAME



SETTING UP:


1. Cut out the Folding Challenge game.
2. With the back facing you, fold opposite diagonal corners together and open up
3. Repeat with other two corners.
4. Turn over and fold all four corners to the middle.
5. Turn over and fold all four corners to the middle again.
6. Fold two sides together, numbers on the inside, colours on the outside.
7. Slide your fingers under the flaps and open and close your thumbs and index fingers, you're ready to play!



HOW TO PLAY:

1. Ask your friend to choose a colour. Open and close the Folding Challenge game once for each letter of the colour. Hold it out to your friend so they can see the numbers inside.
2. Ask your friend to choose a number. Open and close this many times. Hold it out so your friend can see the numbers inside.
3. Ask your friend to choose a number, lift up that flap and tell your friend their challenge!

(If this all seems a bit complicated, ask an adult – they probably played when they were your age!)



Visit www.holidaycottages.co.uk to plan your perfect UK family road trip

Get ready for Wimpy Kid book 9 with this fun-filled event pack!
Find more fun and games at www.wimpykidclub.co.uk



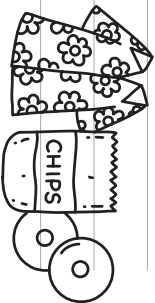
Plan the ultimate

People to invite



★
★
★
★
★

Things to pack



★
★
★
★
★

Music to bring

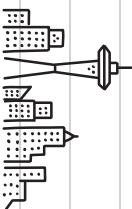


★
★
★
★
★

ROAD TRIP



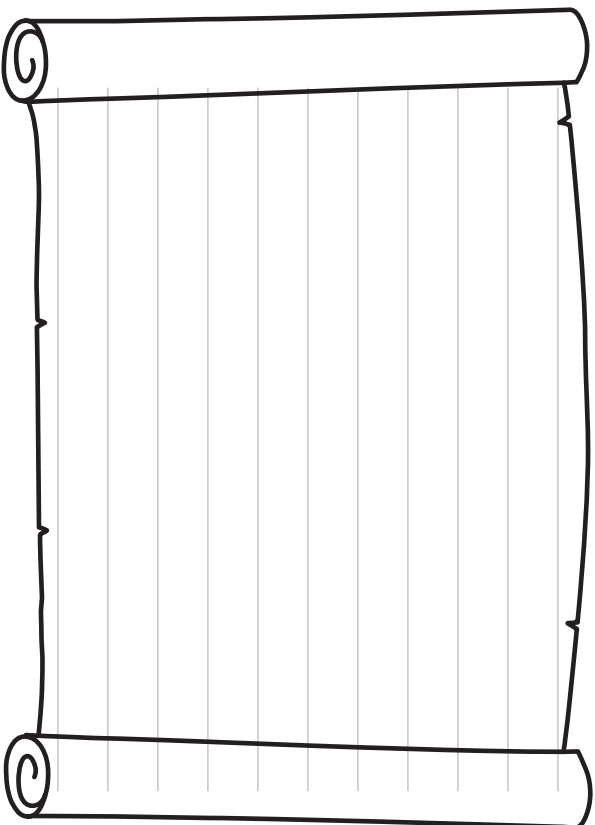
Places to see




★
★
★
★

★
★
★
★

Map your route





POSTCARDS




FRONT:

Use these templates to colour in and design your own Wimpy Kid postcards. You could cut out and add the designs to a piece of card if you want to make them more sturdy. Don't forget to include a stamp before you post them!




POSTCARDS



BACK:


Now write your message to a friend or family member telling them what you've been up to on your holiday, or if you're at home, just tell them about your day!



letter postage required

Wimpy Kid

© WIMPY KID, INC., 2013



letter postage required

Wimpy Kid

© WIMPY KID, INC., 2013



Visit www.holidaycottages.co.uk to plan your perfect UK family road trip

Get ready for Wimpy Kid book 9 with this fun-filled event pack!
Find more fun and games at www.wimpykidclub.co.uk

DIARY OF A WIMPY KID®, WIMPY KID™, and the Greg Heffley design™ are trademarks of Wimpy Kid, Inc. All rights reserved.

