
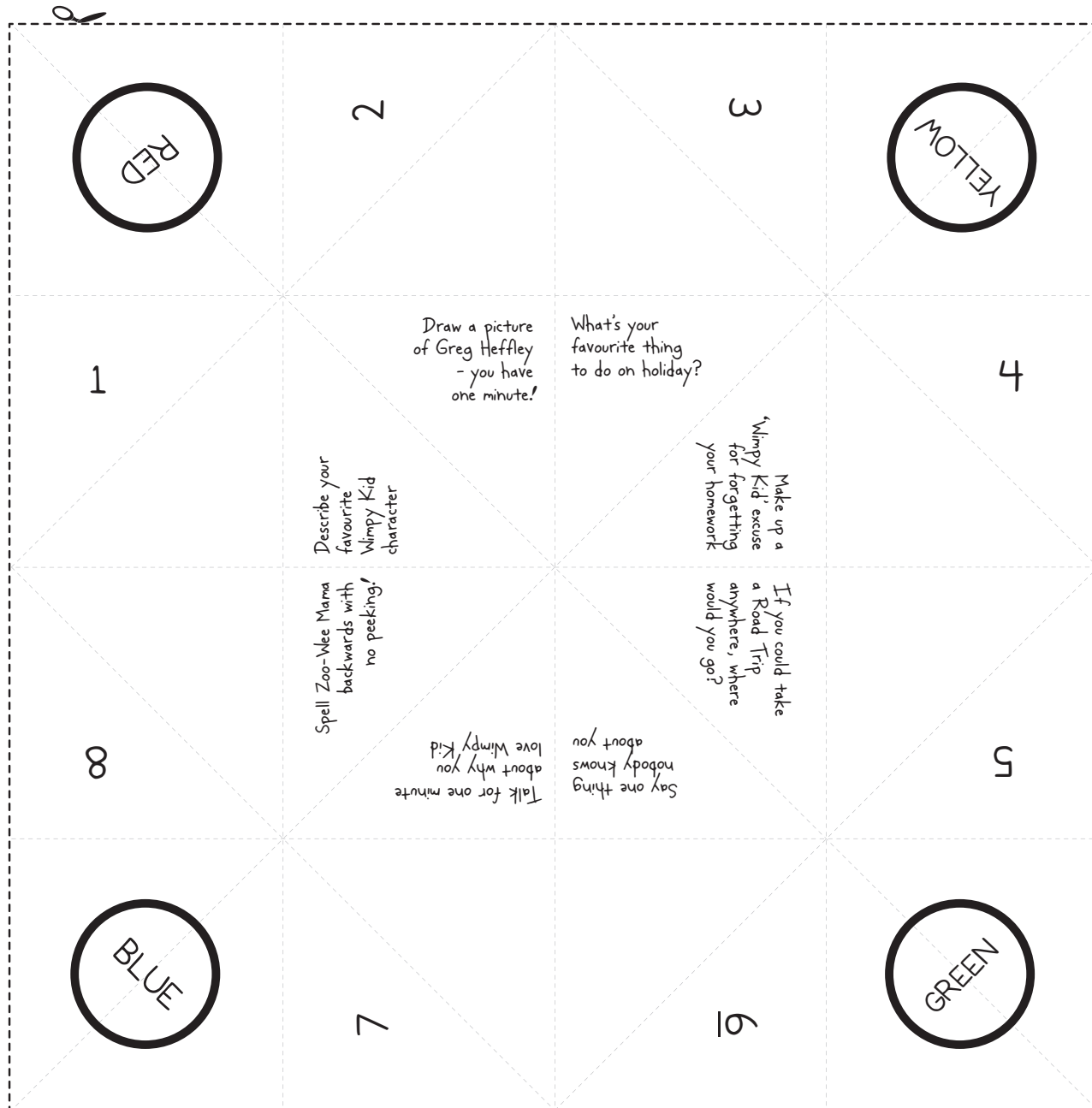


FOLDING CHALLENGE GAME




SETTING UP:

1. Cut out the Folding Challenge Game.
2. With the back facing you, fold opposite diagonal corners together and open up
3. Repeat with other two corners.
4. Turn over and fold all four corners to the middle.
5. Turn over and fold all four corners to the middle again.
6. Fold two sides together, numbers on the inside, colours on the outside.
7. Slide your fingers under the flaps and open and close your thumbs and index fingers, you're ready to play!



HOW TO PLAY:

1. Ask your friend to choose a colour. Open and close the Folding Challenge Game once for each letter of the colour. Hold it out to your friend so they can see the numbers inside.
 2. Ask your friend to choose a number. Open and close this many times. Hold it out so your friend can see the numbers inside.
 3. Ask your friend to choose a number, lift up that flap and tell your friend their challenge!
- (If this all seems a bit complicated, ask an adult, they probably played when they were your age!)



 holidaycottages.co.uk

Visit holidaycottages.co.uk to plan your perfect UK family road trip

Get ready for Wimpy Kid book 9 with this fun-filled event pack!
Find more fun and games at www.wimpykidclub.co.uk

