


DRAWING STATION


Though Jeff Kinney now draws on an electronic tablet, he started writing his ideas for the Wimpy Kid series with pen and paper. Invite your Wimpy Kid fans try their hand at drawing the old school way! If possible, post the instructions on page 6-7 on a wall or bulletin board near a table so that Wimpy Kid fans can easily see and follow them. If you'd prefer to take these instructions into the digital age, you can also set up a smart-TV or computer screen to display a step-by-step drawing-guide video by Jeff Kinney. The video is available at www.youtube.com/wimpykid.







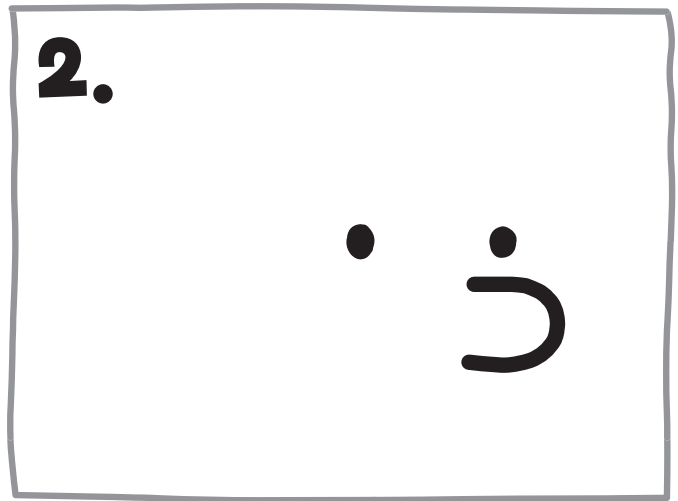

On the table, provide paper with pencils, pens, markers or crayons. Make sure you give Hero Points to everyone who tries! Want to make it even more fun? Instead of using paper and pencils, provide plain round biscuits with white icing or fondant and edible-ink "pens"! You could also provide marshmallows instead of biscuits for a very simple, clean, edible "canvas".

You can also use the drawing space below to create your own "Zoo-Wee Mama!" cartoons! Encourage Wimpy Kid fans to write their own "Zoo-Wee Mama!" jokes, then post the best ones on a wall or bulletin board. Be sure to give Hero Points to the winning cartoons!

Zoo-Wee Mama!



HOW TO DRAW GREG, STEP-BY-STEP



HOW TO DRAW MANNY, STEP-BY-STEP

